




BATTERIES

THE LIFELINE OF
YOUR SCOOTER

CHARGING YOUR SCOOTER BATTERIES



To get the best out of your batteries you need to follow a strict charging regime.



You should always charge your scooter for between 8 and 10 hours at a time after every use.



The charging process goes through cycles and 8-10 hours is required to go through all the charging cycles.



DO NOT put the battery on charge for just a couple of hours. This will not allow the batteries to go through a full cycle.

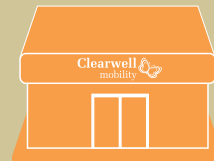
BATTERY LIFE



Like all things, batteries have a life expectancy. The years below are given as a guide only.

Sealed Lead Acid: 2-3 years
Gel Based: 5 years

REPLACEMENT BATTERIES



Replacement batteries are readily available from Clearwell. Prices vary depending on size and type of battery. Call your local showroom for more information.

IMPORTANT NOTES




Always plug the charger into the scooter before plugging it into the mains



Chargers can get hot when in use. Avoid contact with skin and surfaces that are affected by heat.



If you do not use the scooter batteries will gradually lose their charge.



This will accelerate during the colder months and you should charge the batteries at least every fortnight during cold weather.

For help and assistance with all aspects of battery care call our engineering team on

01444 253300

